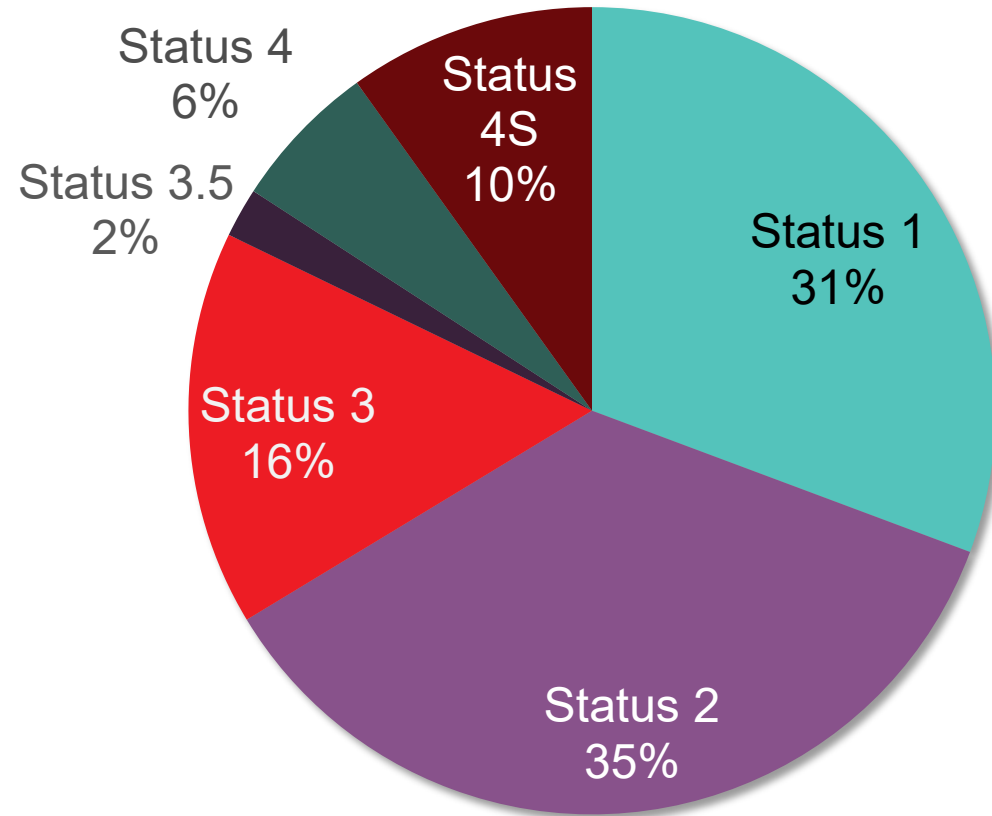


CCTN Meeting

October 2022
Dr. Brian Clarke



Active Heart Transplant Candidates on National Organ Waitlist by Medical Status, as of September 30, 2022

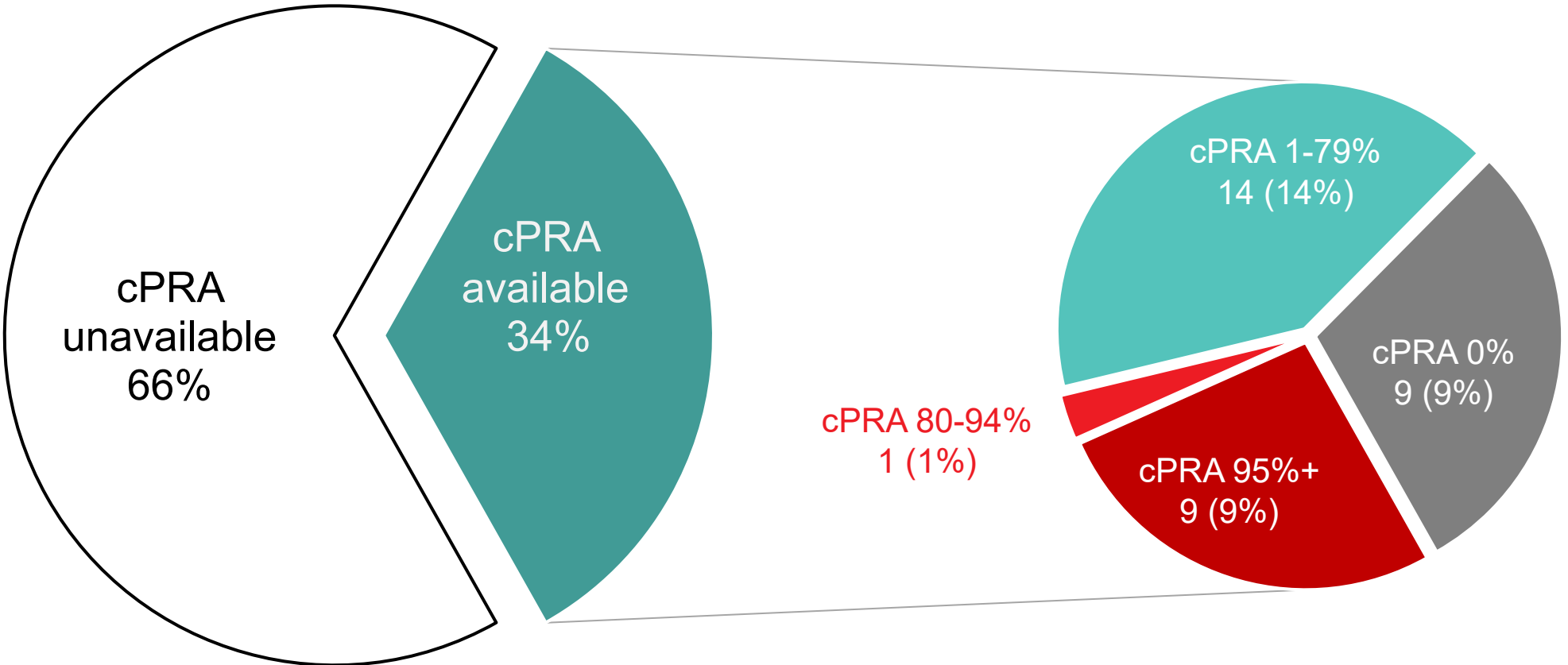


**Canadian
Blood
Services**

BLOOD
PLASMA
STEM CELLS
ORGANS
& TISSUES

N = 101

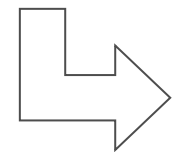
Active Heart Transplant Candidates on National Organ Waitlist by cPRA, as of September 30, 2022



Profile of Active Heart Transplant Candidates on NOW as of September 30, 2021 (1 of 2)

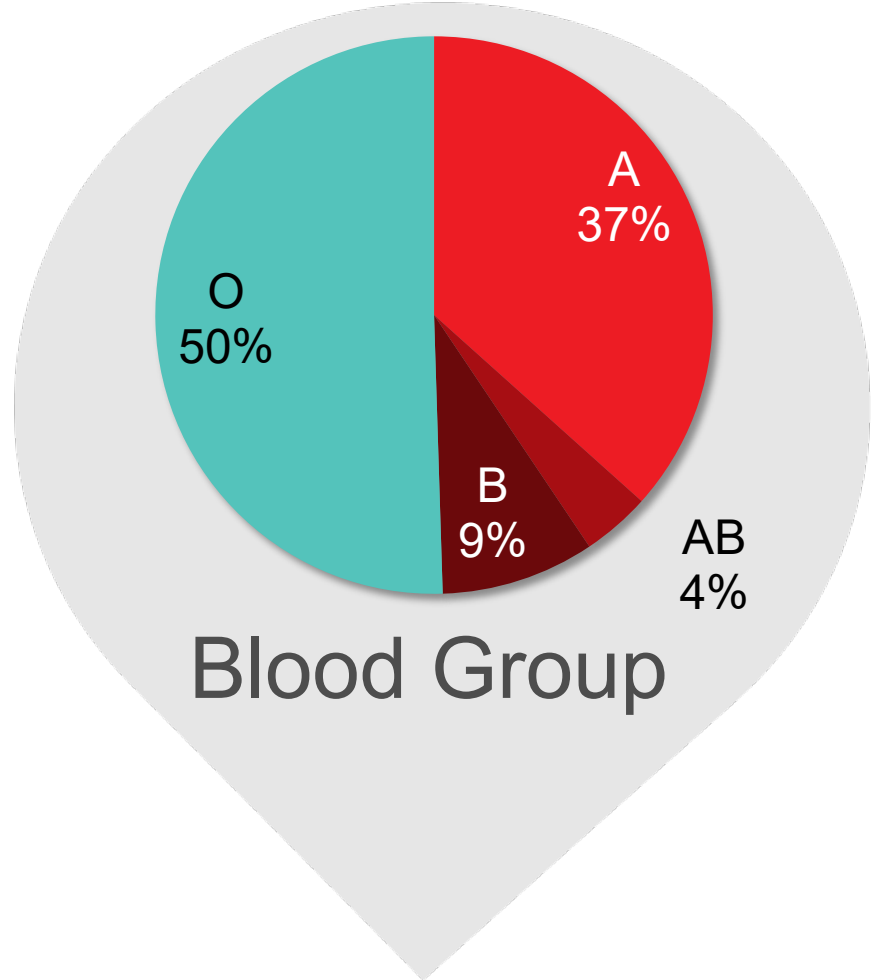
Total Active Heart Patients

101 14 Pediatric
87 Adult



3 Multi-Organ

- 2 Heart-Liver (adult)
- 1 Heart-Lung (adult)



Profile of Active Heart Transplant Candidates on NOW as of September 30, 2022 (2 of 2)

68
Male

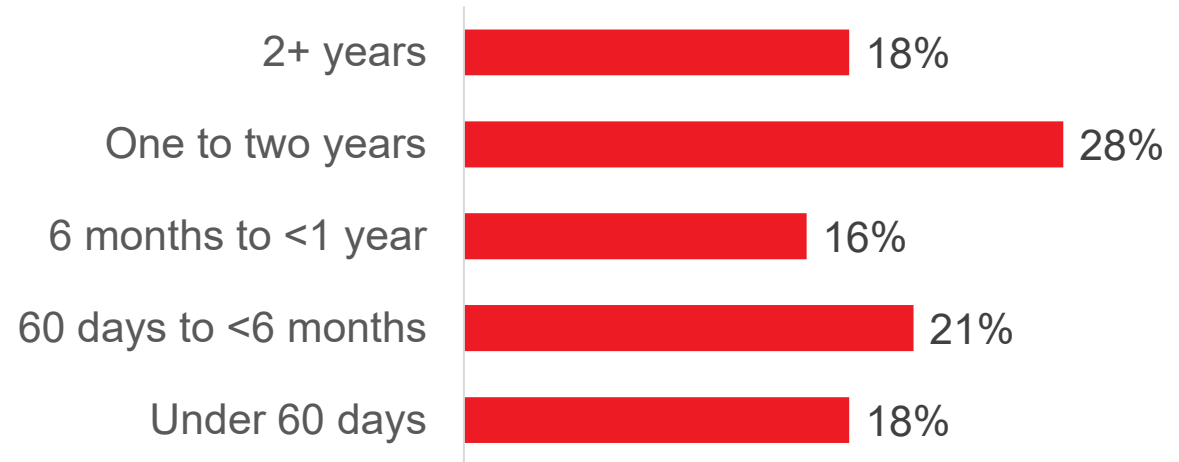
33
Female

Average
Age
45

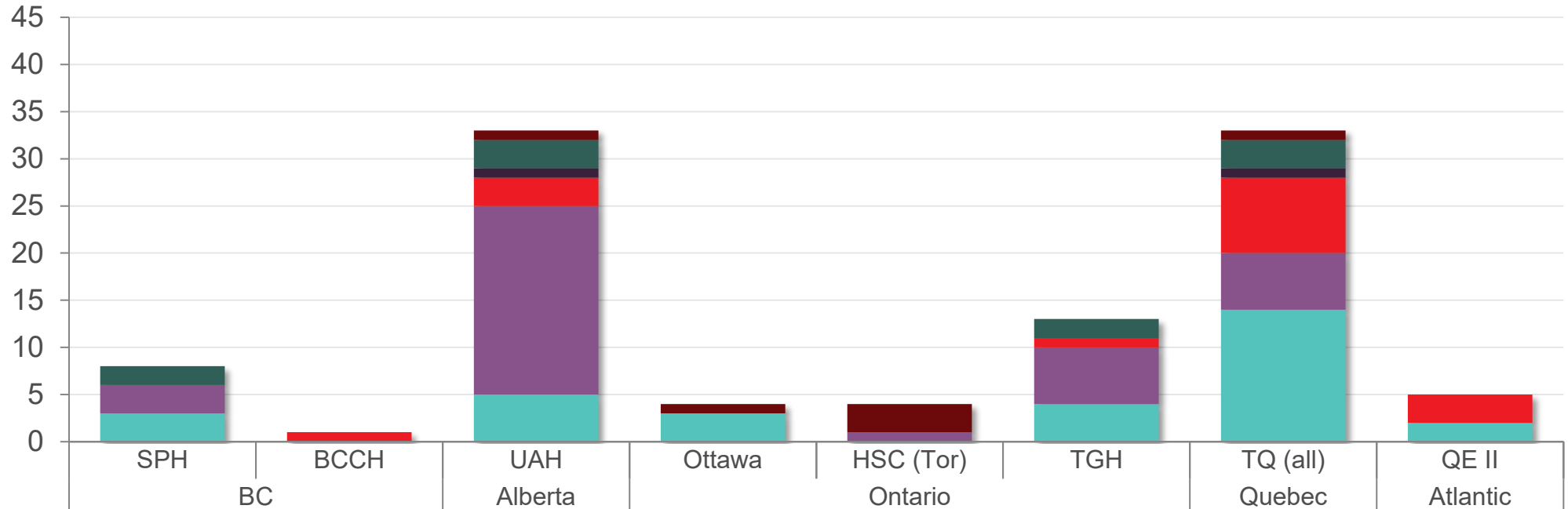
Average Wait Time
from List Date

465
Days

Active candidates by time waiting



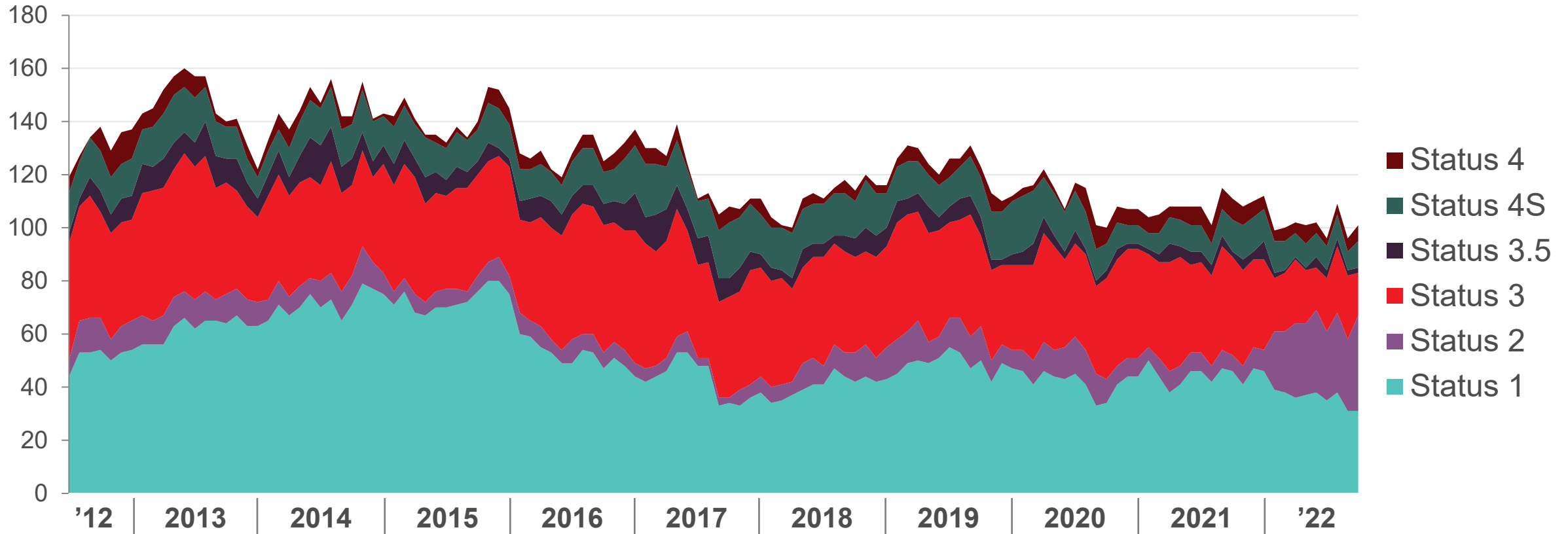
Active Heart Transplant Candidates on NOW by Status and Transplant Program, as of September 30, 2022



| | SPH | BC | BCCH | UAH Alberta | Ottawa | HSC (Tor) Ontario | TGH | TQ (all) Quebec | QE II Atlantic |
|--------------|-----|----|------|-------------|--------|-------------------|-----|-----------------|----------------|
| ■ Status 4 | | | | 1 | 1 | 3 | | 1 | |
| ■ Status 4S | 2 | | | 3 | | | 2 | 3 | |
| ■ Status 3.5 | | | | 1 | | | | 1 | |
| ■ Status 3 | | | 1 | 3 | | | 1 | 8 | 3 |
| ■ Status 2 | 3 | | | 20 | | 1 | 6 | 6 | |
| ■ Status 1 | 3 | | | 5 | 3 | | 4 | 14 | 2 |

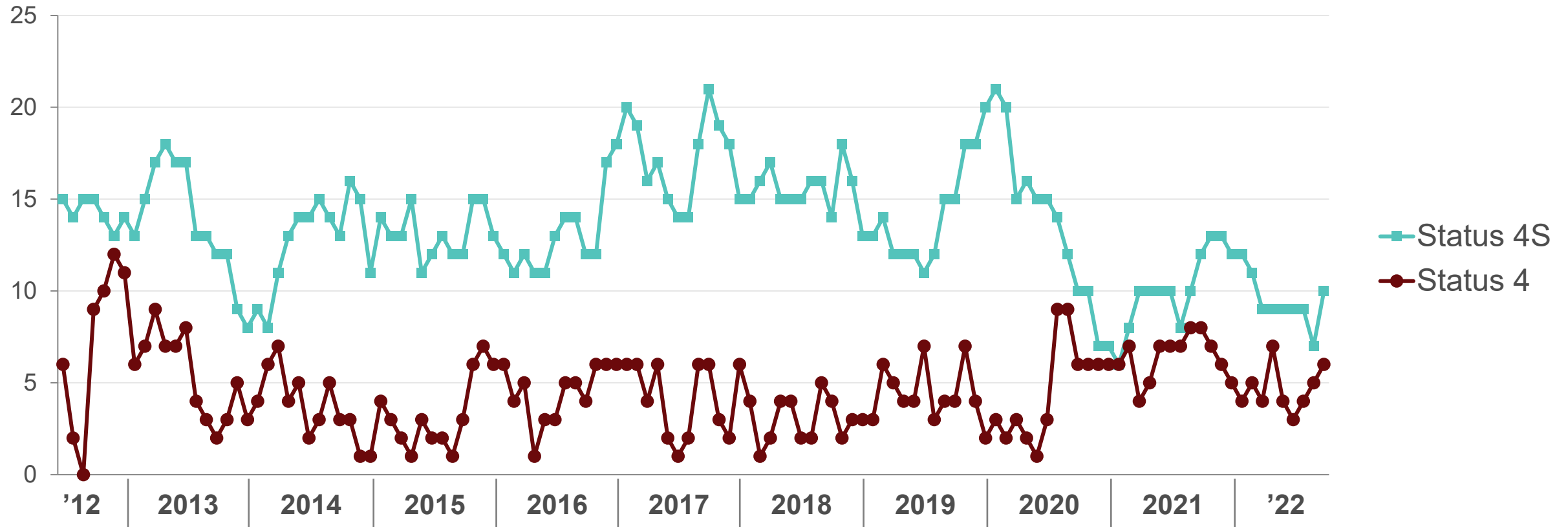
Active Heart Transplant Candidates on National Organ Waitlist by Medical Status

Results from initiation of the National Organ Waitlist (June 2012) to September 30, 2022

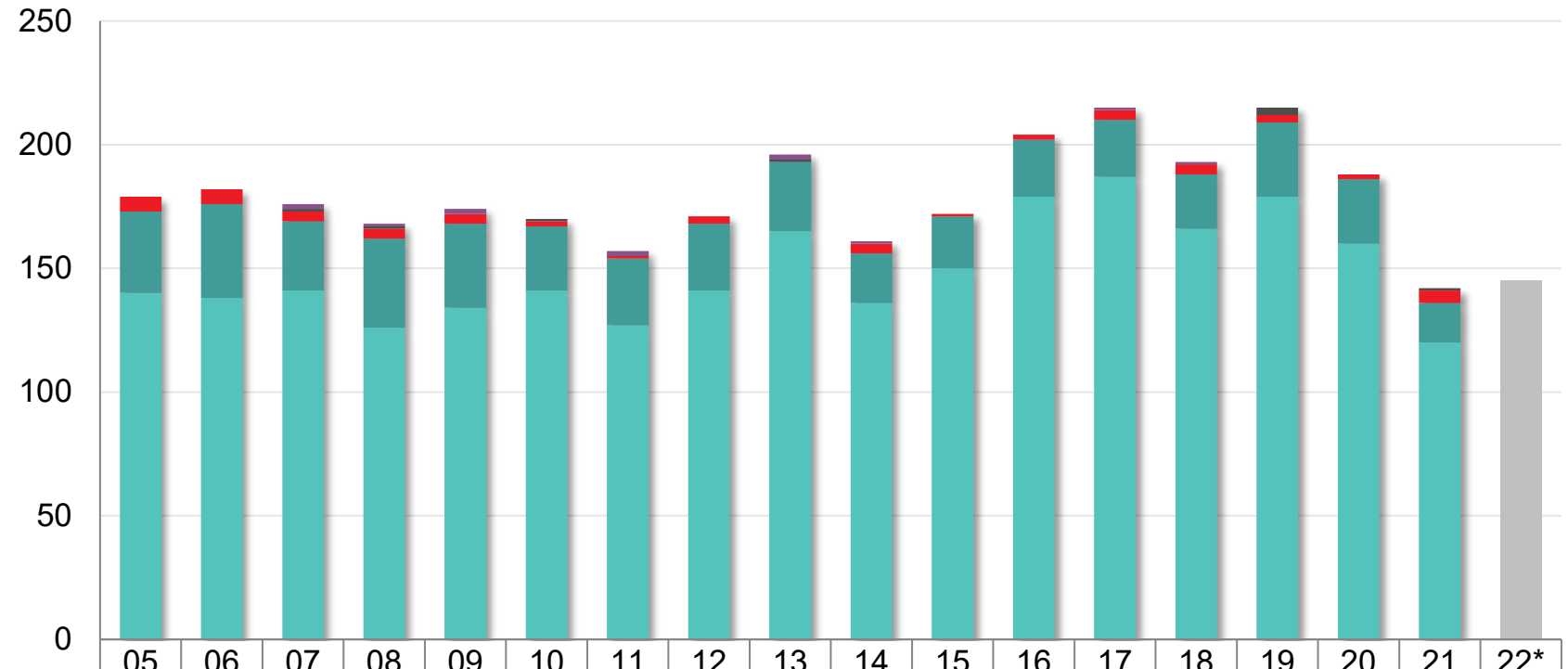


Active Status 4 and 4S Heart Transplant Candidates on National Organ Waitlist

Results from initiation of the National Organ Waitlist (June 2012) to September 30, 2022



Heart Transplants by Calendar Year: 2005-2022



| | 05 | 06 | 07 | 08 | 09 | 10 | 11 | 12 | 13 | 14 | 15 | 16 | 17 | 18 | 19 | 20 | 21 | 22* |
|---------------------------|-----|-----|-----|-----|-----|-----|-----|-----|-----|-----|-----|-----|-----|-----|-----|-----|-----|-----|
| Total | 179 | 182 | 176 | 168 | 174 | 170 | 157 | 171 | 196 | 161 | 172 | 204 | 215 | 193 | 215 | 188 | 142 | 145 |
| Multi-Organ: Heart-Kidney | 0 | 0 | 2 | 1 | 2 | 0 | 2 | 0 | 2 | 1 | 0 | 0 | 1 | 1 | 0 | 0 | 0 | |
| Multi-Organ: Heart-Liver | 0 | 0 | 1 | 1 | 0 | 1 | 0 | 0 | 1 | 0 | 0 | 0 | 0 | 0 | 3 | 0 | 1 | |
| Multi-organ: Heart-Lung | 6 | 6 | 4 | 4 | 4 | 2 | 1 | 3 | 0 | 4 | 1 | 2 | 4 | 4 | 3 | 2 | 5 | |
| Single heart (Ped) | 33 | 38 | 28 | 36 | 34 | 26 | 27 | 27 | 28 | 20 | 21 | 23 | 23 | 22 | 30 | 26 | 16 | |
| Single Heart (Adult) | 140 | 138 | 141 | 126 | 134 | 141 | 127 | 141 | 165 | 136 | 150 | 179 | 187 | 166 | 179 | 160 | 120 | |



**Estimate for 2022 based on transplant rate to date as represented in NOW data; validated total and breakdown by transplant types is pending.*



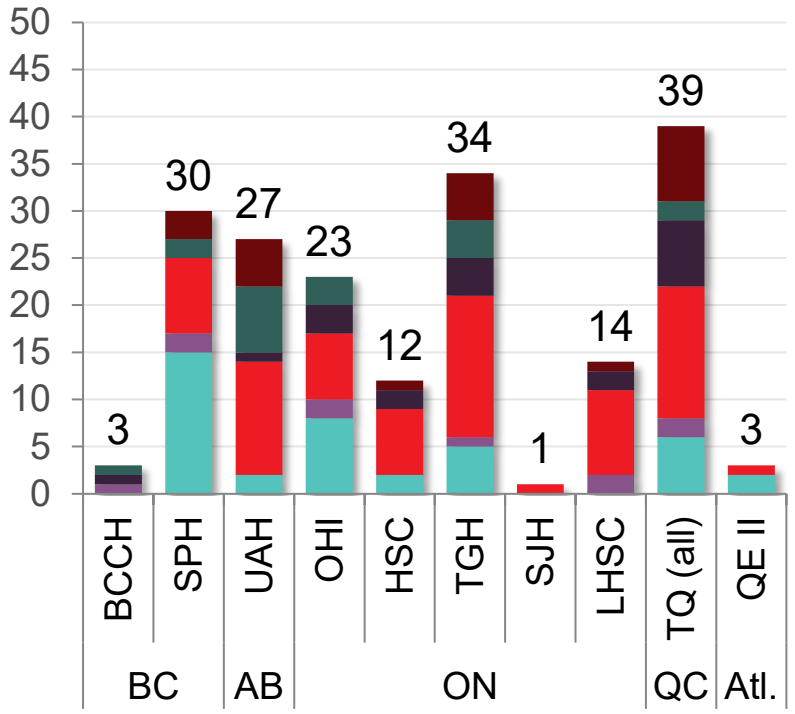
Data based on e-statistics reports as published annually by the Canadian Institute for Health Information (CIHI), Canadian Organ Replacement Register (CORR)

2012 results supplemented by Canadian Blood Services survey of provincial ODOs. Data limitation: 39 transplants identified in QC could not be differentiated based on age and are included in "adult" category.

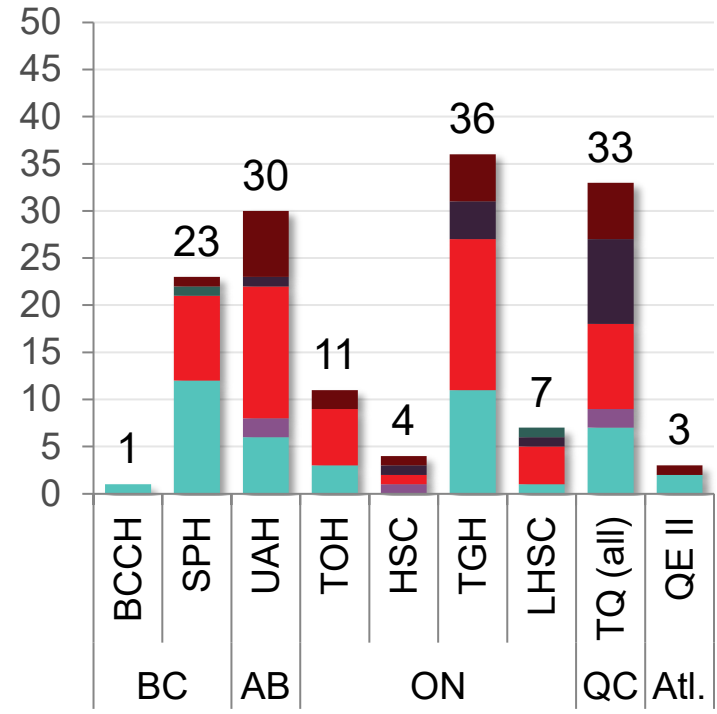
Heart Transplants by Status, Program, and Year

Results are based on review of NOW patients whose organ request was changed to off list due to transplant with an associated state change date in each year, and program of registration. While these results are believed to be generally accurate approximations of activity, they may not precisely align with self-reported program performance.

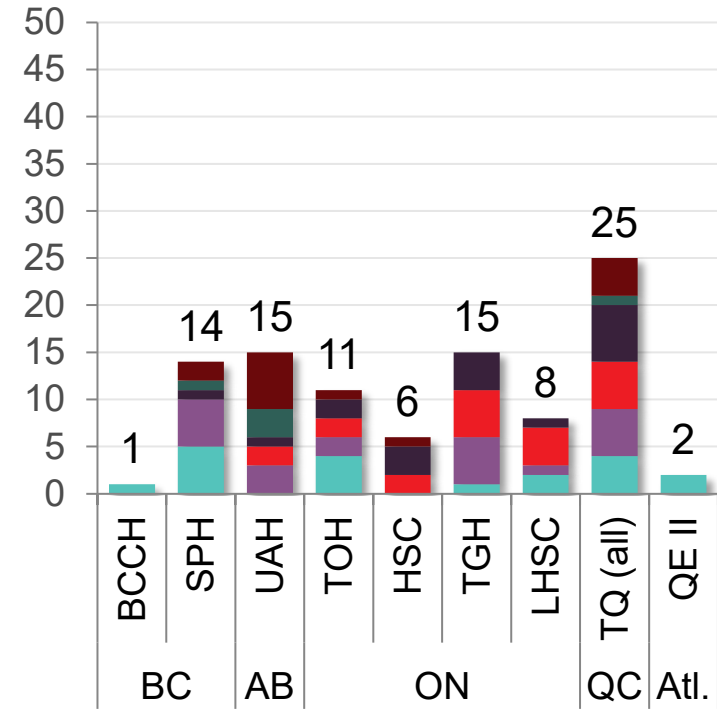
2020 (N = 186)



2021 (N = 146)



2022 YTD Jan-Aug (N = 97)

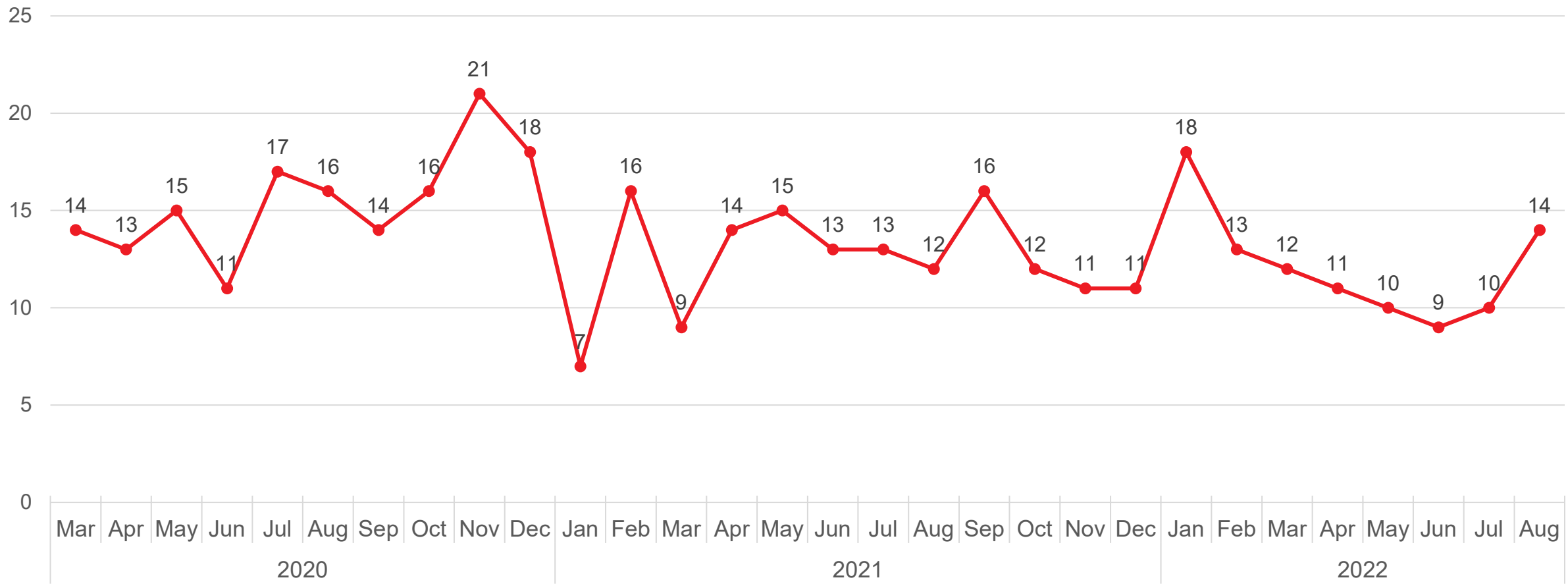


■ Status 4
 ■ Status 4S
 ■ Status 3.5
 ■ Status 3
 ■ Status 2
 ■ Status 1



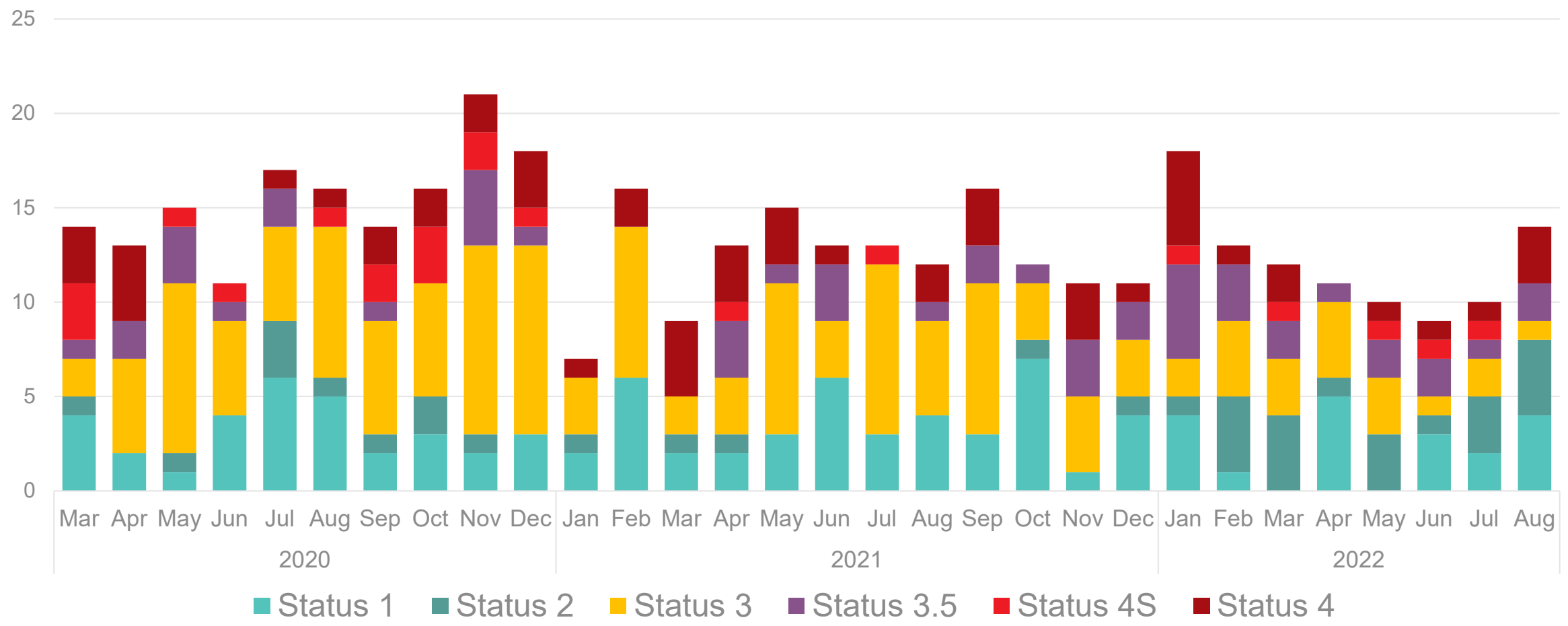
Data available in CTR for 186 out of 188 total transplants reported nationally in 2020.

Total Heart Transplants by Month: March 2020-August 2022

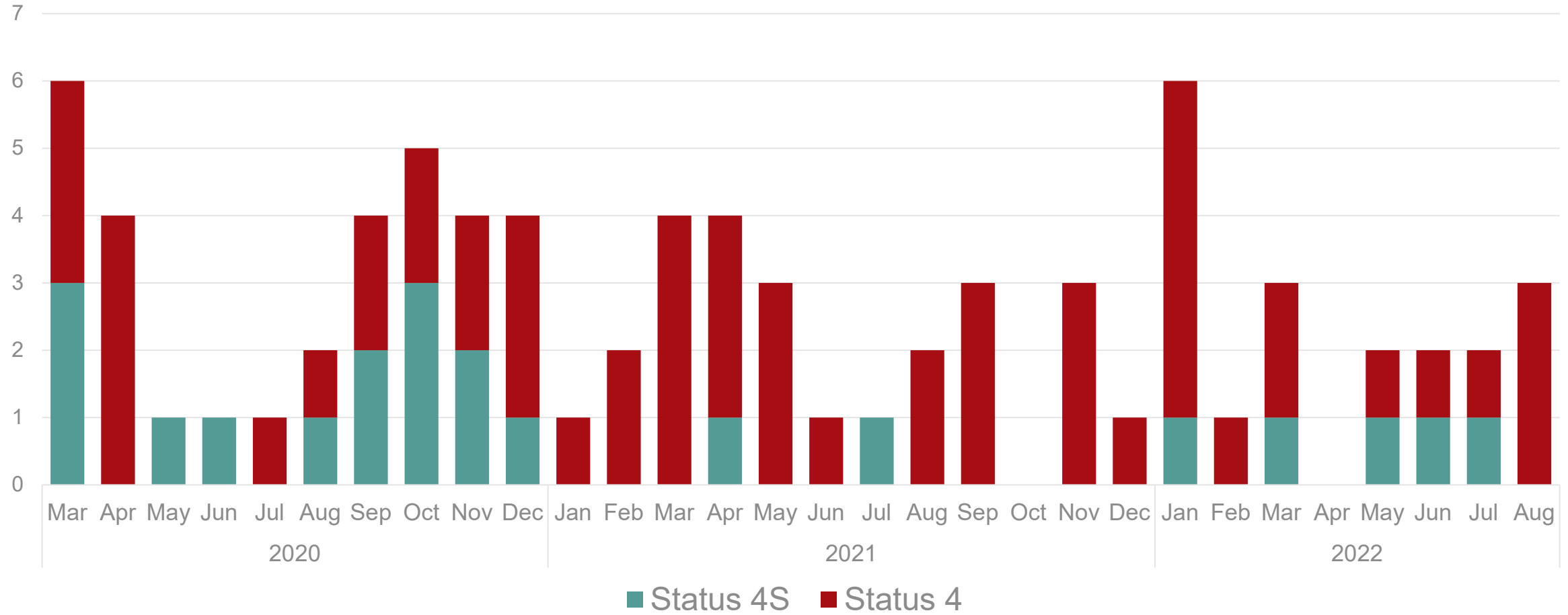


COVID-19 daily case counts are based on data reported by Health Canada.

Heart Transplants by Month and Status: March 2020-August 2022



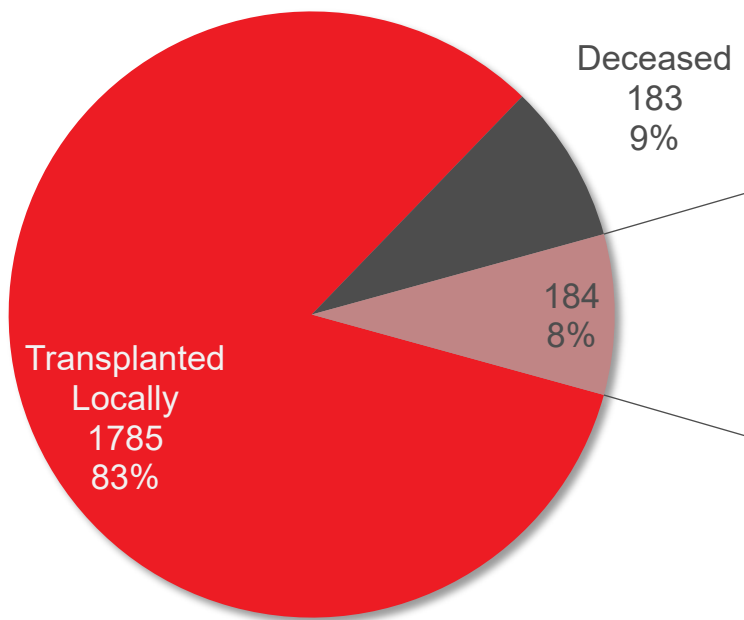
Heart Transplants to 4 & 4S Patients by Month and Status: March 2020-August 2022



NOW Heart Patients Currently Off List by Reason

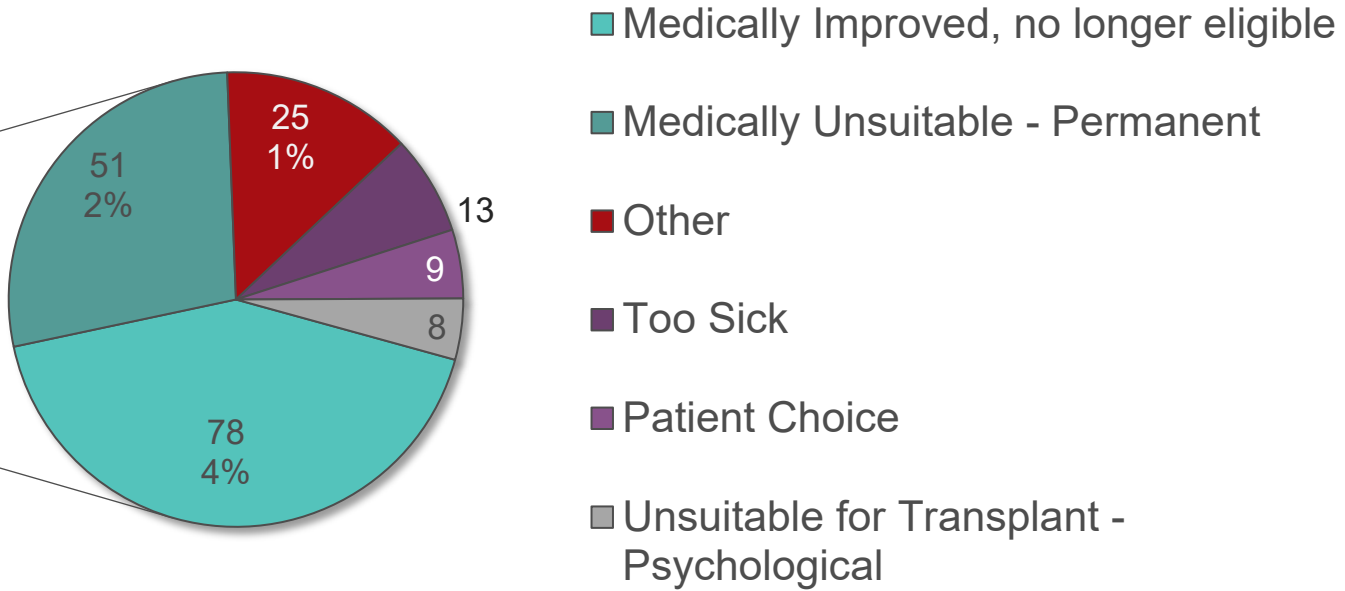
Patients Listed from June 2012 to September 2022 only

All Off List Patients



(N = 2,152)

Patients Off List for Other Reasons



Results are based on information entered into CTR in relation to patients on the National Organ Waitlist. While these results are believed to be generally accurate approximations of activity, results may not precisely align with self-reported program performance. Results are limited to those with list dates in the June 2012 to September 2022 range to reflect potential NOW candidate pool. Patient records entered in error are excluded.